

# Profile TAN-C5

Ref. B5391



- Simplified design
- Installation in corners
- Lighting angle: 45 Degrees

## APPLICATION

- furniture and functional lighting

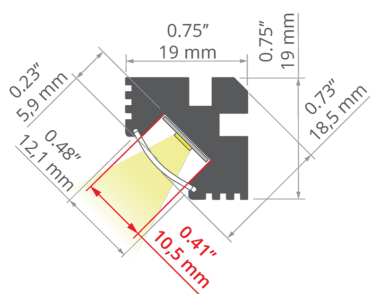
## MONTAGE

- to the surface, using dedicated accessories, mounting adhesive or double-sided adhesive tape
- easy assembly and disassembly by snapping in and out

## ADDITIONAL INFORMATION

- cover with a simplified structure

## TECHNICAL DRAWING



## TECHNICAL SPECIFICATIONS

| Material   | aluminum   | Color                 | Length  | Ref          |
|--|------------|-----------------------|---------|--------------|
| With the possibility of sealing up to IP             | 20         | ■ silver anodized     | 1000 mm | B5391ANODA_1 |
| Possible shapes of the luminaire                     | triangular |                       | 2005 mm | B5391ANODA_2 |
| Lighting at an angle                                 | 45         | ■ silver non anodized | 1000 mm | B5391NA_1    |
| LED gluing width A                                   | 10 mm      |                       | 2005 mm | B5391NA_2    |
| Number of LED strips A (8 mm wide)                   | 1          |                       |         |              |
| Width  | 19 mm      |                       |         |              |
| Easy assembly and disassembly by snapping in and out | yes        |                       |         |              |
| The cover is cut to the length of the profile        | yes        |                       |         |              |
| Furniture lighting                                   | yes        |                       |         |              |
| Functional lighting                                  | yes        |                       |         |              |
| Wire out end cap                                     | yes        |                       |         |              |


# Profile TAN-C5

Ref. B5391

Wire out back of extrusion

yes

## SAMPLE PROJECTS



## COVERS

| NAME | MATERIAL | MATERIAL TRANSMITTANCE | COLOR                            | REF.  |
|------|----------|------------------------|----------------------------------|-------|
| T    | PP       | 92                     | <input type="checkbox"/> frosted | 17009 |


## END CAPS

| NAME       | MATERIAL | COLOR                          | REF.  |
|------------|----------|--------------------------------|-------|
| TAN-C5 EKO | PP       | <input type="checkbox"/> white | 20052 |

## LED



**K-1210-12V**  
K-1210-12V



**K-1210-24V**  
K-1210-24V



**K-1220-12V**  
K-1220-12V



**K-1220-24V**  
K-1220-24V




**K-1275-12V**  
K-1275-12V

# Profile TAN-C5


Ref. B5391




**K-1275-24V**  
K-1275-24V




**K-1820-HD-24V**  
K-1820-HD-24V



**K-1910-HD-24V**  
K-1910-HD-24V



**WP-K-1210-12V**  
WP-K-1210-12V




**WP-K-1210-24V**  
WP-K-1210-24V




**WP-K-1220-12V**  
WP-K-1220-12V



**WP-K-1220-24V**  
WP-K-1220-24V



**WP-K-1275-12V**  
WP-K-1275-12V




**WP-K-1275-24V**  
WP-K-1275-24V




**WP-K-1910-HD-IP65-24V**  
WP-K-1910-HD-IP65-24V




**WP-K-1220-IP65-12V**  
WP-K-1220-IP65-12V




**K-HE-0480-HD-24V**  
K-HE-0480-HD-24V




**K-HE-0960-HD-24V**  
K-HE-0960-HD-24V




**K-HE-1440-HD-24V**  
K-HE-1440-HD-24V



**K-HE-1920-HD-24V**  
K-HE-1920-HD-24V




**K-LR-1000-24V**  
K-LR-1000-24V




**WP-K-CR-1210-24V**  
WP-K-CR-1210-24V



**WP-K-CR-1220-24V**  
WP-K-CR-1220-24V



**WP-K-CR-1275-24V**  
WP-K-CR-1275-24V




**K-CR-1210-24V**  
K-CR-1210-24V




**K-CR-1220-24V**  
K-CR-1220-24V




**K-CR-1275-24V**  
K-CR-1275-24V



**K-CR-1820-HD-24V**  
K-CR-1820-HD-24V




**K-CR-1910-HD-24V**  
K-CR-1910-HD-24V



**K-1275-RGB-12V**  
K-1275-RGB-12V

# Profile TAN-C5

Ref. B5391



**K-1275-RGB-24V**  
K-1275-RGB-24V




**K-1530-RGB+W-24V**  
K-1530-RGB+W-24V




**K-1920-120-RGB-24V**  
K-1920-120-RGB-24V




**WP-K-1920-120-RGB-24V**  
WP-K-1920-120-RGB-24V



**WP-K-27/65-1920-24V**  
WP-K-27/65-1920-24V



**K-22/50-1728-24V**  
K-22/50-1728-24V



**K-30/18-1770-24V**  
K-30/18-1770-24V

## OTHER ACCESSORIES



MOUNTING BRACKET  
**45-STN**  
24144, 24262, 24265



HEAD  
**45-ZO**  
42211



HEAD  
**45-ZZ**  
42212



HEAD  
**45-ST**  
42210



FASTENER  
**DP-45-MOC**  
00652



FASTENER  
**DP-45-MOC-ZO**  
00653



FASTENER  
**DP-45-MOC-ZZ**  
00654



GLAND  
**6x1,2**  
00802