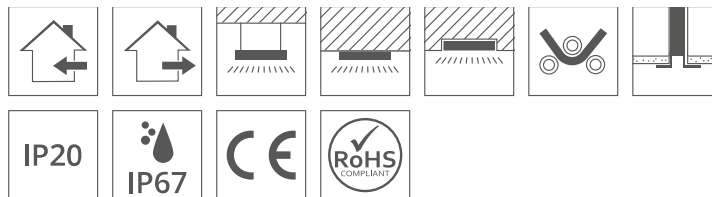


# Profile GIZA-LL

Ref. C0758



- Small bending radius
- Wide range of accessories
- Continuous lighting angle adjustment

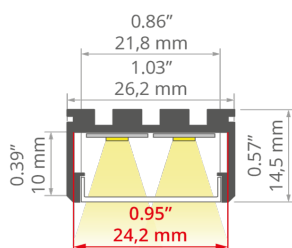
## APPLICATION

- main, decorative and functional lighting

## MONTAGE

- suspended, to the surface or recessed, using dedicated accessories, properly selected screws or a dedicated mounting track
- can be easily connected into runs
- easy assembly and disassembly by snapping in and out

## TECHNICAL DRAWING



## TECHNICAL SPECIFICATIONS

Material	aluminum	Color	Length	Ref
With the possibility of sealing up to IP	20, 67		1000 mm	C0758ANODA_1
Possible shapes of the luminaire	semicircular, round, polygonal	■ silver anodized	2005 mm	C0758ANODA_2
Lighting angle adjustment up to	150		3010 mm	C0758ANODA_3
LED gluing width A	24 mm		1000 mm	C0758K7_1
Possibility of bending	yes	■ black anodized	2005 mm	C0758K7_2
Minimum external radius	240 mm		3010 mm	C0758K7_3
Minimum internal radius	240 mm		1000 mm	C0758L9010OD_1
Number of LED strips A (8 mm wide)	3		2005 mm	C0758L9010OD_2
Width	26.2 mm	□ white lacquered	3010 mm	C0758L9010OD_3
Easy assembly and disassembly by snapping in and out	yes			
The cover is cut to the length of the profile	yes			
Can be easily connected into runs	yes			

# Profile GIZA-LL

Ref. C0758

Main lighting	yes
Decorative lighting	yes
Functional lighting	yes
Mounting to drywall	yes
Wire out back of extrusion	yes


## SAMPLE PROJECTS



## RELATED PROFILES




**TEKNIK-ZM**  
C0399



**TEKNIK-ZM-TK**  
C1554



**TEKUS**  
B6638V1



**TEKUS-ZM**  
C1293








**GIZA-LL-T**  
C2479




**GIZA-LL-UST**  
C2724


## COVERS

NAME	MATERIAL	MATERIAL TRANSMITTANCE	COLOR	REF.
G-K		PMMA	50 <input type="checkbox"/> frosted	17007
			88 <input type="checkbox"/> semi-transparent	00415
			24 <input checked="" type="checkbox"/> black	17014
G-L		PMMA	47 <input type="checkbox"/> frosted	00413
			69 <input type="checkbox"/> frosted	17010
			95 <input checked="" type="checkbox"/> clear	17006
			85 <input type="checkbox"/> semi-transparent	17008
			30 <input checked="" type="checkbox"/> black	17012
HS-22		PC	73 <input type="checkbox"/> frosted	17011
			94 <input checked="" type="checkbox"/> clear	17022
LIGER-22		PC	62 <input type="checkbox"/> frosted	17032V1
			39 <input checked="" type="checkbox"/> black	17087
MUN-22		PC	86 <input type="checkbox"/> semi-transparent	17042

## END CAPS

NAME	MATERIAL	COLOR	REF.
GIZA-LL		<input checked="" type="checkbox"/> gray	24281
		<input type="checkbox"/> white	24398
		<input checked="" type="checkbox"/> black	24383

## LED



**K-1210-24V**  
K-1210-24V




**K-1220-12V**  
K-1220-12V




**K-1220-24V**  
K-1220-24V



**K-1275-12V**  
K-1275-12V




**K-1820-HD-24V**  
K-1820-HD-24V




**K-1910-HD-24V**  
K-1910-HD-24V




**WP-K-1640-HD-IP65-24V**  
WP-K-1640-HD-IP65-24V



**WP-K-1210-12V**  
WP-K-1210-12V



**WP-K-1210-24V**  
WP-K-1210-24V



**WP-K-1220-12V**  
WP-K-1220-12V



**WP-K-1220-24V**  
WP-K-1220-24V



**WP-K-1275-24V**  
WP-K-1275-24V




**WP-K-1910-HD-IP65-24V**  
WP-K-1910-HD-IP65-24V



**WP-K-1220-IP65-12V**  
WP-K-1220-IP65-12V




**WP-K-1220-IP65-24V**  
WP-K-1220-IP65-24V




**K-HE-0480-HD-24V**  
K-HE-0480-HD-24V



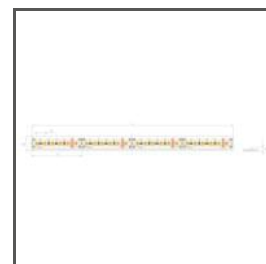
**K-HE-0960-HD-24V**  
K-HE-0960-HD-24V




**K-HE-1440-HD-24V**  
K-HE-1440-HD-24V




**K-HE-1920-HD-24V**  
K-HE-1920-HD-24V




**K-LR-1000-24V**  
K-LR-1000-24V




**WP-K-CR-1210-24V**  
WP-K-CR-1210-24V




**K-1275-RGB-12V**  
K-1275-RGB-12V



**K-1275-RGB-24V**  
K-1275-RGB-24V



**K-1920-RGB+W-24V**  
K-1920-RGB+W-24V




**WP-K-1275-RGB-12V**  
WP-K-1275-RGB-12V

# Profile GIZA-LL


Ref. C0758



**K-1530-RGB+W-24V**  
K-1530-RGB+W-24V



**WP-K-1530-RGB+W-24V**  
WP-K-1530-RGB+W-24V




**K-1920-120-RGB-24V**  
K-1920-120-RGB-24V



**WP-K-1920-120-RGB-24V**  
WP-K-1920-120-RGB-24V




**K-22/50-1728-24V**  
K-22/50-1728-24V



**K-30/18-1770-24V**  
K-30/18-1770-24V

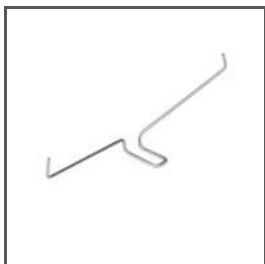


**WP-K-22/50-1728-24V**  
WP-K-22/50-1728-24V



**WP-K-30/18-1770-24V**  
WP-K-30/18-1770-24V

## OTHER ACCESSORIES



SPRING  
**GP**  
00293



LATCH  
**TEKNIK**  
24003



GLAND  
**6,4x3**  
42264



MASKING COVER  
**MP-22**  
17167, 17167L9010,  
17167L9005



MOUNTING BRACKET  
**GIP-UV**  
24310, 24328



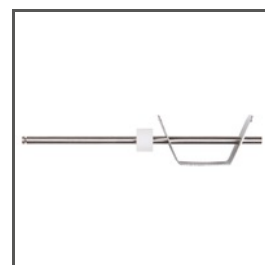
MOUNTING BRACKET  
**GIP**  
24332



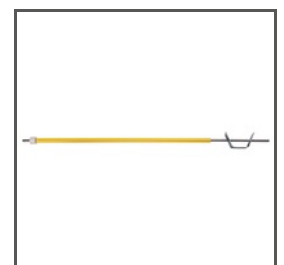
MOUNTING BRACKET  
**REGIP-UV**  
24271



MOUNTING BRACKET  
**AM-24**  
24235



FASTENER  
**ZM-150**  
42118



FASTENER  
**ZM-500**  
42119

# Profile GIZA-LL

Ref. C0758



HEAD  
**BZP-ZO**  
42214




HEAD  
**BZP-ZZ**  
42215



HEAD  
**BZP**  
42213




CONNECTOR  
**ZM-180**  
42717




CONNECTOR  
**ZM-PION-45**  
42314



CONNECTOR  
**ZM-Y120-G**  
42336




CONNECTOR  
**ZM-X90-G**  
42334




CONNECTOR  
**ZM-X60-G**  
42332



CONNECTOR  
**ZM-X45-G**  
42330



CONNECTOR  
**ZM-T90-G**  
42328




CONNECTOR  
**ZM-T60-G**  
42326



CONNECTOR  
**ZM-T45-G**  
42324



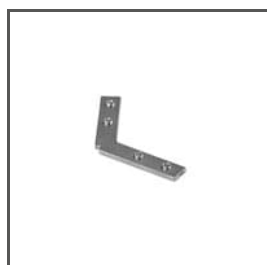
CONNECTOR  
**ZM-PION-120**  
42320




CONNECTOR  
**ZM-135-G**  
42310



CONNECTOR  
**ZM-PION-135**  
42719




CONNECTOR  
**ZM-120-G**  
42308



CONNECTOR  
**ZM-90-G**  
42306




CONNECTOR  
**ZM-60-G**  
42304



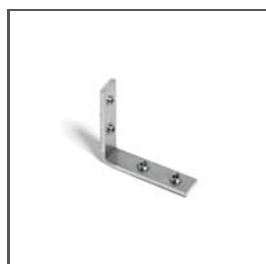
CONNECTOR  
**ZM-45-G**  
42338



CONNECTOR  
**ZM-120**  
42728



CONNECTOR  
**ZM-90**  
42716



CONNECTOR  
**ZM-PION-90**  
42718



CONNECTOR  
**ZM-135**  
42720



CONNECTOR  
**ZM-MINI-180**  
44501



CONNECTOR  
**ZM-60**  
42736

# Profile GIZA-LL

Ref. C0758



FASTENER  
**DP**  
00644



FASTENER  
**DP-ZO**  
00649



FASTENER  
**DP-ZZ**  
00651



FASTENER  
**OS22-LIN-Z**  
42341L9005, 42341L9010



FASTENER  
**OS22-DUO-LIN-Z**  
42340L9005, 42340L9010



FASTENER  
**OS22-PRET-Z**  
42344L9005, 42344L9010



FASTENER  
**OS22-DUO-PRET-Z**  
42343L9005, 42343L9010



FASTENER  
**FI-8-LIN-ZM**  
42285, 42285L9010,  
42285L9005



FASTENER  
**FI-8-LIN-ZMZ**  
42286, 42286L9010,  
42286L9005



FASTENER  
**FI-10-ZM-W**  
42242



FASTENER  
**FI-10-ZM-P**  
42244



FASTENER  
**PUSZ-LIN-MR**  
42278, 42278L9010,  
42278L9005



FASTENER  
**PUSZ-LIN-ZD**  
42279, 42279L9010,  
42279L9005




FASTENER  
**PUSZ-LIN-ZM**  
42275, 42275L9010,  
42275L9005



FASTENER  
**PUSZ-PRET-ZM**  
42276, 42276L9010,  
42276L9005



FASTENER  
**PUSZ-PRET-MR**  
42281, 42281L9010,  
42281L9005



FASTENER  
**UCHO-ZM**  
42512, 42525



FASTENER SET  
**RD-1**  
42658NI, 42658GSS,  
42658L9005, 42658L9010



FASTENER SET  
**RG-1**  
42647NI, 42647GSS,  
42647L9010, 42647L9005



FASTENER SET  
**RD-2**  
42653NI, 42653GSS,  
42653L9010, 42653L9005

# Profile GIZA-LL

Ref. C0758




FASTENER SET  
**RD-3**  
42659NI, 42659GSS,  
42659L9010, 42659L9005



FASTENER SET  
**RD-4**  
42657NI, 42657GSS,  
42657L9010, 42657L9005



FASTENER SET  
**W1**  
42602



FASTENER SET  
**W2**  
42603




FASTENER SET  
**W6**  
42604



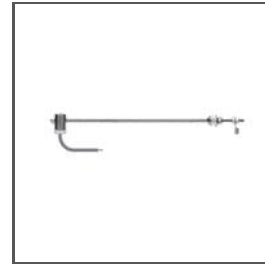
FASTENER SET  
**W7**  
42605



FASTENER SET  
**M11**  
42609



FASTENER SET  
**M12**  
42610



FASTENER SET  
**M13**  
42611



FASTENER SET  
**NEO-ZM-3**  
42127



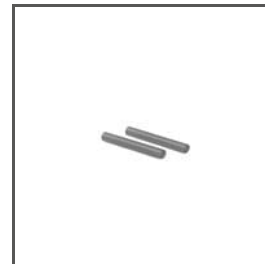
FASTENER SET  
**NEO-ZM-PLUS-3**  
42129



FASTENER SET  
**NEO-ZM-4**  
42128



FASTENER SET  
**NEO-ZM-PLUS-4**  
42130



BLOCK  
**ZM**  
42520



FASTENER  
**FI-8-PRET-ZM**  
42347